


*Celebrate your
learning with
C4 Conclusions*



*from Sharon Bowman's
Training from the BACK of
the Room! (TBR)*




C4 Conclusions

The final step of The 4Cs instructional design and delivery model is C4 Conclusions.


During Conclusion activities learners:

- reflect.
- summarise.
- evaluate.
- celebrate.
- plan.



Why do we use C4 Conclusions?

The recency effect tells us that people recall recent information best. More so than information which came before.




Why do we use C4 Conclusions?

Reflection combines
Retrieval Practice
(what did I learn?) with
Elaboration (what does
this mean?).

Retrieval Practice and
Elaboration improve
the retention of new
knowledge.



Why do we use C4 Conclusions?




When learners celebrate learning, they associate positive emotions with their new knowledge. This can also improve retention.

How do we do C4 Conclusions?


Provide learners with quiet time to reflect on what they have learned.

Invite learners to write a summary of their learning.



How do we do C4 Conclusions?


Ask learners to plan what they would like to do with their new knowledge.



Learners share their plans and celebrate with their fellow learners.

Avoiding Common C4 Conclusions Mistakes

Don't skip the Conclusion step. If you are running out of time, reduce the time available for other parts of the training. Conclusions are vital.



Avoiding Common C4 Conclusions Mistakes

Don't make the common mistake of finishing training with feedback forms. Gather feedback forms earlier. Collecting feedback at the end of the class wastes the recency effect.



What would you prefer?

Learners remember their feedback form? Or learners remember their biggest insights and their plans for using them?

Avoiding Common C4 Conclusions Mistakes

Don't allow people to talk or make noise over the top of quiet reflection time.



To “mute the room”, ask the group if it is OK to be silent for a few minutes to allow people to be with their own thoughts.

Avoiding Common C4 Conclusions Mistakes

Provide time for sharing – humans are social beings.



When learners share their plans, they are more likely to carry out their plans.

C4 Conclusions Examples (& where to find them)



Learning Logs

Training from the BACK of
the Room! pp.214



The Walkabout

Using Brain Science To Make
Training Stick pp.161



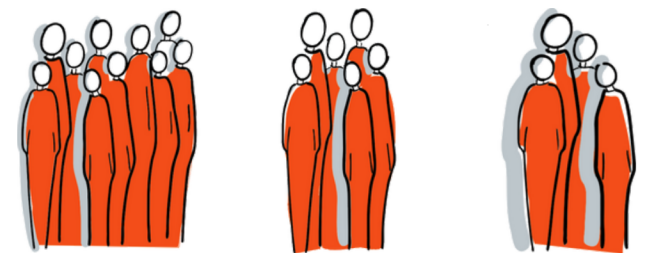
Rapid Reflection

Using Brain Science To Make
Training Stick pp.221



Celebration Circle

Training from the BACK
of the Room! pp.231



Take a Stand

Training from the BACK
of the Room! pp.221

Want to know more about The 4Cs and TBR?

Scan the QR code



or visit

<https://actineo.xyz/tbr>

